

Performance Report for the Academic Year 2022-23

Total Score: 45.26/100

Total Reward: 0.00

Final Star: 3/5

Activity Summary	Score Earned for Q1-Q4 Activities (I = A*80%)	Score Earned from Participation (II = B*20%)	Total Score Earned (I + II = 100)
Total no of Submitted Activities : 41	Total Score Earned for Q1-Q4 Activities : 54.20	Total Score Earned from Participation : 9.50	45.26
Total IA Verified Report : 5			
No of Approved Activities : 45			
No of Disapproved Activities : 1	I. Total Score Earned for Q1-Q4 Activities (I = A*80%) : 43.36	II. Total Score Earned from Participation (II = B*20%) : 1.90	
Disapproval % of Activities : 2.17			
Reward Point Earned : 0			

Table A: Unit Score/Activity (Q1-Q4)

S. No.	Activity Category	Activity Level	No. of Prescribed Activities	Max Allocation Score	No of Threshold Activities	Unit Score/Activity	Unit Score/Activity (Offline)	Unit Score/Activity (Online)	Total No of Submitted Activities	No of Approved Activities	Total Score Earned for Q1-Q4 Activities
1	IIC Calendar Activities	Level 1	6	15.00	..	1.00	1.00	0.75	Online : 4 Offline : 10	Online : 4 Offline : 10	18.00
		Level 2	9		..		1.00	0.75			
		Level 3	7	..	1.67	1.25	Online : 0 Offline : 3	Online : 0 Offline : 3			
		Level 4	8	..	1.67	1.25					
2	MIC Driven Activities		9	20.00	..	2.22	2.22	1.67	Online : 3 Offline : 2	Online : 3 Offline : 2	9.44
3	Celebration Activities	Level 1 & 2	14	10.00	8	0.94	0.94	0.70	Online : 0 Offline : 8	Online : 0 Offline : 8	Score : 8.44
		Level 3 & 4				1.25	1.25	0.94			Online : 1 Offline : 0
4	Self-Driven Activities	Level 1 & 2	..	30.00	16	1.41	1.41	1.06	Self Driven Online : 3 IA Verified Online : 1 Self Driven Offline : 7 IA Verified Offline : 4	Self Driven Online : 3 IA Approved Online : 1 Self Driven Offline : 6 IA Approved Offline : 4	Score : 18.33
		Level 3 & 4				1.88	1.88	1.41			Online : 0 Offline : 0

 About My Institute

My Profile

My Council

I&E Courses

I&E Collaboration

Submit Expert Session

Manage Pre-Incubation /
Incubation Details

IIC Previous Academic Year
Report

 Manage Activity

 e-Learning Resources

 Handholding and
Capacity Development ^

IIC Consortium

Mentor-Mentee Scheme

Impact Lecture Scheme

Innovation Ambassador v

 Innovation & Start-up
Support v

 Referral & Linkage v

 Help Desk v

 Information
Dissemination v

 Contact us

Table B: Score for the IIC's Participation in Various Programs				
S. No.	Incentive Parameters		Weightage	Score Obtained
1.	Redemption of Reward Points Earned by the IIC	Maximum 100 Reward Points can be redeemed	10%	0.00
2.	YUKTI - Innovation Repository at the Institute level (From 1st October 2022 To 31st August 2023).	I. Minimum of 50 Verified Ideas/PoCs in the Yukti platform	5%	0.00
		II. Minimum of 25 Verified Innovation/Prototype in the Yukti platform	5%	0.00
		III. Minimum of 10 Verified Startups in the Yukti platform. (Registered Startups)	5%	0.00
		IV. Minimum of 5 Verified Startups in the Yukti platform. (DPIIT Recognized)	10%	0.00
3.	Institutions Participation YUKTI Innovation Challenge 2023	I. Nomination upto 10 Innovations.	5%	0.00
		II. Nos of Innovations Completed First Round of YUKTI Innovation Challenge	5%	0.00
4.	Institute has referred HEIs to join the IIC Network	Minimum 5 HEIs are referred to join the IIC Network	5%	1.00
5.	Finalist/Beneficiary of impact lecture and Mentor-Mentee Scheme	Institute Selected as a Mentor (or) Beneficiary of Impact Lecture Scheme/Mentee Scheme	5%	5.00
6.	Institute Position in NIRF-Innovation Ranking 2023	I. Institute having Participation Only (2%)	5%	2.00
		II. Institute having Band/Rank (5%)		
7.	Level of Adoption of NISP in the institute.	I. Institute has Formulated I&E Policy (2.5%)	5%	0.00
		II. Institute is Implementing its I&E Policy (5%)		
8.	I&E Courses Offered by the institute during AY 2022-23.	I. Minimum One I&E Academic Course Offered.	3%	0.00
		II. Minimum Three I&E Non-Academic Course Offered.	2%	
9.	Colloborated with I&E Ecosystem Enablers during AY 2022-23.	Minimum 10 Colloboration with ecosystem enablers.	5%	0.00
10.	I&E Infrastructure in the institute.	Existence of Atleast One Pre Incubation, Incubation, IPR/TTO each	5%	0.00
11.	Activiness of faculty Innovation Ambassadors (AY 2022-23).	I. No IAs have Completed Basic Training.	5%	0.50
		II. No IAs have Completed Advance Training.	5%	
		III. No of IAs Submitted Reports.	5%	1.00
12.	Linkage with ATL-Schools for Mentoring Support.	Minimum 3 ATL Schools Linked	5%	0.00
Total			100%	9.50

Table C: Score Range and Star Allocation

Score Range	Star allocation
0<Score<=25	One star
25<Score<=45	Two star
45<Score<=60	Three Star

 About My Institute

My Profile

My Council


I&E Courses


I&E Collaboration

Submit Expert Session

Manage Pre-Incubation /
Incubation Details

IIC Previous Academic Year
Report

 Manage Activity

 e-Learning Resources


 Handholding and
Capacity Development ^

IIC Consortium

Mentor-Mentee Scheme


Impact Lecture Scheme

Innovation Ambassador v

 Innovation & Start-up
Support v

 Referral & Linkage v

 Help Desk v

 Information
Dissemination v

 Contact us

90<Score<=95	Four and a Half Star
95<Score<=100	Five Star

QUICK LINKS

- ▶ Home
- ▶ Innovation Council
- ▶ SIH
- ▶ ARIIA

SOCIAL MEDIA LINKS

-  Twitter
-  Facebook
-  Youtube
-  Instagram

CONTACT US

-  www.mic.gov.in
-  iic.mhrd@aicte-india.org
-  011 2958
1226/1513/1517/1326/1235/1240